



Product Range  
2024

# WHY CHOOSE US?

## Why Choose Hampton Kitchens?

At Hampton Kitchens, we take pride in being more than just a kitchen cabinet manufacturer. We're your partner in creating the kitchen of your customers dreams, offering a comprehensive range of options and services that set us apart from the rest.

Here's why you should choose us:

### Wide Selection of Door Ranges and Colours

We understand that every kitchen is unique, which is why we offer a diverse range of door styles and colours to suit your personal taste, and aesthetic preferences. From timeless classics to contemporary designs, we have the perfect door options to complement your vision.

### Bespoke Options on Cabinets and Doors

The kitchen you design & supply should reflect your customers individuality, which is why we offer bespoke customization options on both cabinets and doors.

Whether you have specific dimensions, design ideas, or special requirements, our expert team will work with you to bring your vision to life.

### Superb Craftsmanship

Craftsmanship is at the heart of everything we do.

Our skilled artisans combine traditional techniques with modern innovation to create kitchen cabinets of exceptional quality, and durability. From the initial manufacturing stage to applying the final finishing touches, every detail is meticulously crafted to perfection.

### Excellent Customer Service

Your satisfaction is our top priority. Our dedicated team is committed to providing you with personalized attention and support every step of the way. From helping you choose the right cabinets to complete aftercare support, we're here to make your experience with us as smooth and enjoyable as possible.

### Competitive Pricing

Quality doesn't have to come with a hefty price tag. We believe in offering competitive pricing without compromising on quality or craftsmanship. With us, you'll get the best value for your money, ensuring that you can achieve your project without exceeding your budget.

### Focus on Quality Components

We believe that the foundation of exceptional kitchen cabinets lies in using high-quality components. That's why we carefully select each component, from hinges to drawer boxes, to ensure superior performance and longevity. With our cabinets, you can trust that every detail is crafted with precision and care.

### Sustainability

We're committed to sustainability and environmental responsibility. Whenever possible, we source our materials from sustainable resources, ensuring that our cabinets not only enhance your customers home but also minimize our impact on the planet. With us, you can feel good about choosing cabinets that are both beautiful and eco-friendly.

### Experience the Difference

When you choose us for your kitchen cabinets, you're choosing more than just a product; you're choosing a partner who is dedicated to bringing your vision to life. Experience the difference for yourself and transform your customers kitchen into the heart of the home with our exceptional cabinets.



# THE CUSTOMER JOURNEY

## Enquiry

Reach out and speak with one of our highly skilled customer service team members who will be happy to answer any questions you may have on your kitchen order.

You can contact us via phone on 01675 442022 option 3 between 8am & 4pm, or via email at [trade.sales@hampton.co.uk](mailto:trade.sales@hampton.co.uk).

## Quotation

Ready to place your quotation?

Send your order to [trade.sales@hampton.co.uk](mailto:trade.sales@hampton.co.uk) and our order processors will provide you with a detailed quotation within 48 hours.

When you receive your quotation, please check it thoroughly and ensure all information listed is correct and as requested.

## Alterations

We understand that your needs may evolve and that you may need to make some last-minute alterations before confirming your order.

That's why we're flexible.

We'll work closely with you to accommodate those changes and ensure the final quotation is exactly how you need it.

## Order Confirmation

It's time to confirm your order. Once you're satisfied that the quote we have provided meets your requirements, simply send an email to [trade.sales@hampton.co.uk](mailto:trade.sales@hampton.co.uk) with your order number advising order confirmed.

Your order will then be released into production where our experienced craftsmen will get started on it right away.

## Despatch

Using the latest systems and detailed reports, we collate your order in a dedicated loading bay to ensure all your products are present and prepare the kitchen for loading.

Each product will then be carefully handled onto the vehicle to ensure you receive your goods in perfect condition.

## Delivery

Our dedicated delivery service ensures a seamless experience by delivering your kitchen with precision and care on the scheduled day. Be assured that your order is in good hands and will reach you promptly and securely.

## After Sales Support

Our commitment to you doesn't end with the delivery of your kitchen.

We're here to provide ongoing support and assistance after the delivery to ensure all goods have been successfully received.

Our dedicated team is just a call away. Your satisfaction is our priority, and we'll do whatever it takes to ensure you're happy with your Hampton Kitchen.



# CONTENTS

RANGE OVERVIEW	4	WORKTOP FINISHES	38
RANGE STYLES & FINISHES	6	HANDLES	40
CABINET, PLINTH & PROFILES	36	DRAWER & MECHANISM OPTIONS	42
WORKTOP SPECIFICATIONS	37	CABINET FEATURES	44

## RANGE OPTIONS



ARDEN  
PAGE 6



ASTWOOD  
PAGE 7



BUXTON  
SLAB  
PAGE 8




BUXTON  
SHAKER  
PAGE 9



BUXTON  
SLIM  
SHAKER  
PAGE 10



BUXTON  
CHAMFERED  
SHAKER  
PAGE 11



BUXTON  
INFRAME  
EFFECT  
PAGE 12



CHESWICK  
PAGE 13



DORRIDGE  
PAGE 14



EARLSWOOD  
PAGE 15



FUSION  
PAGE 16



FINWOOD  
PAGE 17

Please note: Due to photographic & printing processes some colours may not be a true representation of the product. Please see sample for actual colour.



# RANGE OPTIONS



GORCOTT  
PAGE 18



HATTON  
PAGE 19



JERSEY  
PAGE 20



JEVINGTON  
PAGE 21



KNOWLE  
PAGE 22



KINGSWOOD  
PAGE 23



MERIDEN  
PAGE 24



MORETON  
PAGE 25



ROWINGTON  
PAGE 26



STRETTON  
GLOSS  
PAGE 27



STRETTON  
MATTE  
PAGE 28



TIDBURY  
PAGE 29



WOOTTON  
PAGE 30



WILMCOTE  
PAGE 31



ZENO  
GLOSS  
PAGE 32



ZENO  
MATTE  
PAGE 33



ZENO  
SOFT MATTE  
PAGE 34

## Price on Application



BUCKINGHAM  
INFRAME  
PAGE 35

Please note: Due to photographic & printing processes some colours may not be a true representation of the product. Please see sample for actual colour.

# ARDEN

ALSO AVAILABLE IN TRUE HANDLELESS



## AVAILABLE FINISHES

GROUP A		GROUP B			
Porcelain	Brilliant White	Shell	Pantry Blue	Slate Blue	
Stone	Ivory	Taupe Grey	Airforce	Indigo	
Light Grey	Mussel	Stone Grey	Parisian Blue		
Dust Grey		Lava			
Graphite					
Marine	Monument Grey	Cashmere	Sage Green	Viridian	
Heritage Green	Gun Metal Grey	Vintage Pink	Cardamom	Willow	
	Cannon Black	Antique Red	Light Teal	Deep Forest	
			Reed Green		

LEAD TIME\*  
EXCLUDES  
DELIVERY  
GROUP A - 4 WEEKS  
GROUP B - 4 WEEKS

ADD ONS  
EXCLUDES  
DELIVERY  
GROUP A - 1 WEEK  
GROUP B - 3 WEEKS

REMEDIALS  
EXCLUDES  
DELIVERY  
GROUP A - 1 WEEK  
GROUP B - 3 WEEKS

## DOOR SPECIFICATION

Description	Shaker - 5 piece solid frame with flat veneer centre panel
Finish	Ash painted any standard paint colour
Frame material	Ash
Centre panel material	Ash veneer
Door thickness	20mm
Frame width	68mm
Edge colour	As face
Reverse colour	As face
Special Sizes	Yes

## STANDARD FRONTS



STANDARD DOOR



PLAIN FRAME  
includes clear glass



QUADRANT DOOR  
Supplied on feature units



## MADE TO ORDER

Fronts & Features

LEAD TIME\*  
EXCLUDES  
DELIVERY  
7 WEEKS



GEORGIAN FRAME  
includes clear glass  
(number of panes  
depends on height)



GLAZED FEATURE DOOR  
includes clear glass

MADE TO ORDER FRONTS  
MADE TO ORDER FRONTS & SOME ADDITIONAL MATCHING  
FEATURES ARE ALSO AVAILABLE.  
NOTE: THESE PRODUCTS ARE ONLY AVAILABLE ON  
EXTENDED LEAD TIMES.  
PLEASE REFER TO THE 'FRONT MATCHING FEATURES'  
SECTION FOR FURTHER DETAILS.

Please note: Due to photographic & printing processes some colours may not be a true representation of the product. Please see sample for actual colour.

# ASTWOOD

ALSO AVAILABLE IN TRUE HANDLELESS



## AVAILABLE FINISHES

LEAD TIME\*  
EXCLUDES  
DELIVERY  
5 WEEKS

ADD ONS  
EXCLUDES  
DELIVERY  
4 WEEKS

REMEDIALS  
EXCLUDES  
DELIVERY  
4 WEEKS

GROUP B			
Brilliant White	Shell	Pantry Blue	Marine
Porcelain	Taupe Grey	Airforce	Slate Blue
Ivory	Stone	Parisian Blue	Indigo
Mussel	Stone Grey		
	Lava		
Light Grey	Cashmere	Sage Green	Viridian
Dust Grey	Vintage Pink	Cardamom	Willow
Monument Grey	Antique Red	Light Teal	Heritage Green
Gun Metal Grey		Reed Green	Deep Forest
Graphite			
Cannon Black			

## DOOR SPECIFICATION

Description	Inframe effect narrow shaker - 5 piece solid frame
Finish	Ash painted any standard colour
Frame material	Ash
Centre panel material	Ash veneer
Door thickness	20mm
Frame width	40mm + 28mm routed frame
Edge colour	As face
Reverse colour	As face
Special Sizes	Yes

## STANDARD FRONTS



STANDARD DOOR



PLAIN FRAME  
includes clear glass



## MADE TO ORDER

Fronts & Features

LEAD TIME\*  
EXCLUDES  
DELIVERY  
7 WEEKS



SINGLE GLAZED DOOR  
includes clear glass



GLAZED FRAME  
includes clear glass  
(number of panes  
depends on height)

MADE TO ORDER FRONTS  
MADE TO ORDER FRONTS & SOME ADDITIONAL MATCHING  
FEATURES ARE ALSO AVAILABLE.  
NOTE: THESE PRODUCTS ARE ONLY AVAILABLE ON  
EXTENDED LEAD TIMES.  
PLEASE REFER TO THE 'FRONT MATCHING FEATURES'  
SECTION FOR FURTHER DETAILS.

Please note: Due to photographic & printing processes some colours may not be a true representation of the product. Please see sample for actual colour.





# BUXTON SLAB

ALSO AVAILABLE IN TRUE HANDLELESS



## AVAILABLE FINISHES

LEAD TIME\*  
EXCLUDES  
DELIVERY  
5 WEEKS

ADD ONS  
EXCLUDES  
DELIVERY  
4 WEEKS

REMEDIALS  
EXCLUDES  
DELIVERY  
4 WEEKS

### GROUP B - PLAIN

White	Alabaster	Taupe Grey	Cashmere
Dove Grey	Mood Grey	Dust Grey	Graphite
Denim Blue	Colonial Blue	Indigo Blue	
Pistachio	Sage Green	Fir Green	Blush Pink

### GROUP B - WOODGRAIN

Matt White	Light Grey	Cashmere	Indigo Blue
Sage Green	Fir Green		

## DOOR SPECIFICATION

Description	Slab
Finish	Supermatt smooth foil
Base material	MDF
Door thickness	18mm
Edge colour	As face
Reverse colour	Matching / Complementary
Special Sizes	Yes

## STANDARD FRONTS



STANDARD DOOR



PLAIN FRAME  
includes clear glass



Please note: Due to photographic & printing processes some colours may not be a true representation of the product. Please see sample for actual colour.

# BUXTON PLAIN SHAKER

ALSO AVAILABLE IN TRUE HANDLELESS



## AVAILABLE FINISHES

LEAD TIME\*  
EXCLUDES  
DELIVERY  
5 WEEKS

ADD ONS  
EXCLUDES  
DELIVERY  
4 WEEKS

REMEDIALS  
EXCLUDES  
DELIVERY  
4 WEEKS

### GROUP B - PLAIN

White	Alabaster	Taupe Grey	Cashmere
Dove Grey	Mood Grey	Dust Grey	Graphite
Denim Blue	Colonial Blue	Indigo Blue	
Pistachio	Sage Green	Fir Green	Blush Pink

### GROUP B - WOODGRAIN

Matt White	Light Grey	Cashmere	Indigo Blue
Sage Green	Fir Green		

## DOOR SPECIFICATION

Description	Shaker with feature joints
Finish	Supermatt smooth foil
Base material	MDF
Door thickness	18mm
Frame width	110mm
Edge colour	As face
Reverse colour	Matching / Complementary
Special Sizes	Yes

## STANDARD FRONTS



STANDARD DOOR



PLAIN FRAME  
includes clear glass




Please note: Due to photographic & printing processes some colours may not be a true representation of the product. Please see sample for actual colour.



# BUXTON SLIM SHAKER

ALSO AVAILABLE IN TRUE HANDLELESS



## AVAILABLE FINISHES

LEAD TIME\*  
EXCLUDES  
DELIVERY  
5 WEEKS

ADD ONS  
EXCLUDES  
DELIVERY  
4 WEEKS

REMEDIALS  
EXCLUDES  
DELIVERY  
4 WEEKS

### GROUP B - PLAIN

White	Alabaster	Taupe Grey	Cashmere
Dove Grey	Mood Grey	Dust Grey	Graphite
Denim Blue	Colonial Blue	Indigo Blue	
Pistachio	Sage Green	Fir Green	Blush Pink

### GROUP B - WOODGRAIN

Matt White	Light Grey	Cashmere	Indigo Blue
Sage Green	Fir Green		

## DOOR SPECIFICATION

Description	Shaker
Finish	Supermatt smooth foil
Base material	MDF
Door thickness	18mm
Frame width	55mm
Edge colour	As face
Reverse colour	Matching / Complementary
Special Sizes	Yes

## STANDARD FRONTS



STANDARD DOOR



PLAIN FRAME  
includes clear glass




Please note: Due to photographic & printing processes some colours may not be a true representation of the product. Please see sample for actual colour.



# BUXTON CHAMFERED SHAKER

ALSO AVAILABLE IN TRUE HANDLELESS



## AVAILABLE FINISHES

LEAD TIME\*  
EXCLUDES  
DELIVERY  
5 WEEKS

ADD ONS  
EXCLUDES  
DELIVERY  
4 WEEKS

REMEDIALS  
EXCLUDES  
DELIVERY  
4 WEEKS

### GROUP B - PLAIN

White	Alabaster	Taupe Grey	Cashmere
Dove Grey	Mood Grey	Dust Grey	Graphite
Denim Blue	Colonial Blue	Indigo Blue	
Pistachio	Sage Green	Fir Green	Blush Pink

### GROUP B - WOODGRAIN

Matt White	Light Grey	Cashmere	Indigo Blue
Sage Green	Fir Green		

## DOOR SPECIFICATION

Description	Shaker with feature joint and chamfered internal frame
Finish	Supermatt smooth foil
Base material	MDF
Door thickness	18mm
Frame width	70mm
Edge colour	As face
Reverse colour	Matching / Complementary
Special Sizes	Yes

## STANDARD FRONTS



STANDARD DOOR




PLAIN FRAME  
includes clear glass



Please note: Due to photographic & printing processes some colours may not be a true representation of the product. Please see sample for actual colour.

# BUXTON INFRAME EFFECT



## AVAILABLE FINISHES

LEAD TIME\*  
EXCLUDES  
DELIVERY  
5 WEEKS

ADD ONS  
EXCLUDES  
DELIVERY  
4 WEEKS

REMEDIALS  
EXCLUDES  
DELIVERY  
4 WEEKS

### GROUP B - PLAIN

White	Alabaster	Taupe Grey	Cashmere
Dove Grey	Mood Grey	Dust Grey	Graphite
Denim Blue	Colonial Blue	Indigo Blue	
Pistachio	Sage Green	Fir Green	Blush Pink

### GROUP B - WOODGRAIN

Matt White	Light Grey	Cashmere	Indigo Blue
Sage Green	Fir Green		

## DOOR SPECIFICATION

Description	Shaker Mock Inframe
Finish	Smooth matte foil
Base material	MDF
Door thickness	18mm
Frame width	72mm + 28mm routed frame
Edge colour	As face
Reverse colour	Matching / Complementary
Special Sizes	Yes

## STANDARD FRONTS



STANDARD DOOR



PLAIN FRAME  
includes clear glass



Please note: Due to photographic & printing processes some colours may not be a true representation of the product. Please see sample for actual colour.

# CHESWICK

ALSO AVAILABLE IN TRUE HANDLELESS



## AVAILABLE FINISHES

LEAD TIME\*  
EXCLUDES  
DELIVERY  
GROUP A - 4 WEEKS  
GROUP B - 4 WEEKS

ADD ONS  
EXCLUDES  
DELIVERY  
GROUP A - 1 WEEK  
GROUP B - 3 WEEKS

REMEDIALS  
EXCLUDES  
DELIVERY  
GROUP A - 1 WEEK  
GROUP B - 3 WEEKS

GROUP A	GROUP B			
Porcelain	Brilliant White	Shell	Pantry Blue	Slate Blue
Light Grey	Ivory	Stone	Airforce	Indigo
Marine	Mussel	Taupe Grey	Parisian Blue	
Heritage Green		Stone Grey		
		Lava		
	Gun Metal Grey	Cashmere	Sage Green	Viridian
	Dust Grey	Vintage Pink	Cardamom	Willow
	Monument Grey	Antique Red	Light Teal	Deep Forest
	Graphite		Reed Green	
	Cannon Black			

## DOOR SPECIFICATION

Description	Shaker - routed
Finish	Smooth matte painted - 15% sheen
Frame material	MDF (high tension MDF plus)
Door thickness	18mm
Frame width	68mm
Edge colour	As face - melamine matte
Reverse colour	As face - painted

## STANDARD FRONTS



STANDARD DOOR



PLAIN FRAME  
includes clear glass



CROSS RAIL DOOR



Please note: Due to photographic & printing processes some colours may not be a true representation of the product. Please see sample for actual colour.





# DORRIDGE



## AVAILABLE FINISHES



LEAD TIME\*  
EXCLUDES  
DELIVERY  
4 WEEKS

ADD ONS  
EXCLUDES  
DELIVERY  
1 WEEK

REMEDIALS  
EXCLUDES  
DELIVERY  
1 WEEK

## DOOR SPECIFICATION

Description	Shaker - 5 piece frame with bevelled edge & v-groove
Finish	Smooth matte foil
Base material	MDF wrapped in Alkorcell
Door thickness	19mm
Frame width	68mm
Edge colour	As face
Reverse colour	As face
Special Sizes	Yes

## STANDARD FRONTS



STANDARD DOOR



PLAIN FRAME  
includes clear glass



FEATURE GLAZED DOOR  
includes clear glass



Please note: Due to photographic & printing processes some colours may not be a true representation of the product. Please see sample for actual colour.

# EARLSWOOD



## AVAILABLE FINISHES

LEAD TIME\*  
EXCLUDES  
DELIVERY  
4 WEEKS

ADD ONS  
EXCLUDES  
DELIVERY  
3 WEEKS

REMEDIALS  
EXCLUDES  
DELIVERY  
3 WEEKS

GROUP B			
Brilliant White	Shell	Pantry Blue	Marine
Porcelain	Taupe Grey	Airforce	Slate Blue
Ivory	Stone	Parisian Blue	Indigo
Mussel	Stone Grey		
	Lava		
Light Grey	Cashmere	Sage Green	Viridian
Dust Grey	Vintage Pink	Cardamom	Willow
Monument Grey	Antique Red	Light Teal	Heritage Green
Gun Metal Grey		Reed Green	Deep Forest
Graphite			
Cannon Black			

## DOOR SPECIFICATION

Description	Inframe effect routed shaker
Finish	Smooth matte painted - 15% sheen
Frame material	MDF (high tension MDF plus)
Door thickness	18mm
Frame width	68mm + 32mm routed frame
Edge colour	As face - melamine matte
Reverse colour	As face - painted

## STANDARD FRONTS



STANDARD DOOR



PLAIN FRAME WITH INTEGRATED PELMET  
Supplied on feature units includes clear glass



DOOR WITH INTEGRATED PELMET  
Supplied on feature units



Please note: Due to photographic & printing processes some colours may not be a true representation of the product. Please see sample for actual colour.



# FUSION

ALSO AVAILABLE IN TRUE HANDLELESS


LEAD TIME\*  
EXCLUDES  
DELIVERY  
7 WEEKS

ADD ONS  
EXCLUDES  
DELIVERY  
6 WEEKS

REMEDIALS  
EXCLUDES  
DELIVERY  
6 WEEKS



## AVAILABLE FINISHES



## DOOR SPECIFICATION

Description	Slab
Finish	Painted metal
Base material	MDF Plus
Door thickness	18mm
Edge colour	As face (not weathered)
Reverse colour	Colour match - standard paint
Special Sizes	Yes

## STANDARD FRONTS



STANDARD DOOR



Please note: Due to photographic & printing processes some colours may not be a true representation of the product. Please see sample for actual colour.

# FINWOOD



## AVAILABLE FINISHES

LEAD TIME\*  
EXCLUDES  
DELIVERY  
4 WEEKS

ADD ONS  
EXCLUDES  
DELIVERY  
3 WEEKS

REMEDIALS  
EXCLUDES  
DELIVERY  
3 WEEKS

GROUP B			
Brilliant White	Shell	Pantry Blue	Marine
Porcelain	Taupe Grey	Airforce	Slate Blue
Ivory	Stone	Parisian Blue	Indigo
Mussel	Stone Grey		
	Lava		
Light Grey	Cashmere	Sage Green	Viridian
Dust Grey	Vintage Pink	Cardamom	Willow
Monument Grey	Antique Red	Light Teal	Heritage Green
Gun Metal Grey		Reed Green	Deep Forest
Graphite			
Cannon Black			

## DOOR SPECIFICATION

Description	Shaker - routed with internal bead
Finish	Smooth matte painted - 15% sheen
Frame material	MDF (high tension mdf plus)
Door thickness	18mm
Frame width	93mm
Edge colour	As face
Reverse colour	As face

## STANDARD FRONTS



STANDARD DOOR



PLAIN FRAME  
includes clear glass



QUADRANT DOOR  
Supplied on feature units



Please note: Due to photographic & printing processes some colours may not be a true representation of the product. Please see sample for actual colour.





## AVAILABLE FINISHES

LEAD TIME\*  
EXCLUDES  
DELIVERY  
4 WEEKS

ADD ONS  
EXCLUDES  
DELIVERY  
3 WEEKS

REMEDIALS  
EXCLUDES  
DELIVERY  
3 WEEKS

GROUP B			
Brilliant White	Shell	Pantry Blue	Marine
Porcelain	Taupe Grey	Airforce	Slate Blue
Ivory	Stone	Parisian Blue	Indigo
Mussel	Stone Grey		
	Lava		
Light Grey	Cashmere	Sage Green	Viridian
Dust Grey	Vintage Pink	Cardamom	Willow
Monument Grey	Antique Red	Light Teal	Heritage Green
Gun Metal Grey		Reed Green	Deep Forest
Graphite			
Cannon Black			

## DOOR SPECIFICATION

Description	Shaker - routed
Finish	Smooth matte painted - 15% sheen
Frame material	MDF (high tension mdf plus)
Door thickness	18mm
Frame width	87mm
Edge colour	As face
Reverse colour	As face

## STANDARD FRONTS



STANDARD DOOR



PLAIN FRAME  
includes clear glass



QUADRANT DOOR  
Supplied on feature units



Please note: Due to photographic & printing processes some colours may not be a true representation of the product. Please see sample for actual colour.

# HATTON



## AVAILABLE FINISHES

LEAD TIME\*  
EXCLUDES  
DELIVERY  
GROUP A - 4 WEEKS  
GROUP B - 4 WEEKS

ADD ONS  
EXCLUDES  
DELIVERY  
GROUP A - 1 WEEK  
GROUP B - 3 WEEKS

REMEDIALS  
EXCLUDES  
DELIVERY  
GROUP A - 1 WEEK  
GROUP B - 3 WEEKS

GROUP A		GROUP B				
Light Grey	Graphite	Heritage Green	Brilliant White	Shell	Pantry Blue	Slate Blue
			Porcelain	Stone	Airforce	Indigo
			Ivory	Taupe Grey	Parisian Blue	Marine
			Mussel	Stone Grey		
				Lava		
			Dust Grey	Cashmere	Sage Green	Viridian
			Monument Grey	Vintage Pink	Cardamom	Willow
			Gun Metal Grey	Antique Red	Light Teal	Deep Forest
			Cannon Black		Reed Green	

## DOOR SPECIFICATION

Description	5 piece solid frame with integrated handle	
	Sanded	Painted
Finish	Ash	Ash painted
Frame material	Ash	
Centre panel material	Ash veneer	
Door thickness	21mm	
Frame width	55mm	
Edge colour	Ash	As face
Reverse colour	Ash	As face

## STANDARD FRONTS



STANDARD DOOR



PLAIN FRAME  
includes clear glass



Please note: Due to photographic & printing processes some colours may not be a true representation of the product. Please see sample for actual colour.

# JERSEY



## AVAILABLE FINISHES

GROUP A		GROUP B			
Light Oak	Brilliant White	Shell	Pantry Blue	Marine	
Ivory	Porcelain	Taupe Grey	Airforce	Slate Blue	
	Mussel	Stone	Parisian Blue	Indigo	
		Stone Grey			
		Lava			
	Light Grey	Cashmere	Sage Green	Viridian	
	Dust Grey	Vintage Pink	Cardamom	Willow	
	Monument Grey	Antique Red	Light Teal	Heritage Green	
	Gun Metal Grey		Reed Green	Deep Forest	
	Graphite				
	Cannon Black				

LEAD TIME\*  
EXCLUDES  
DELIVERY  
GROUP A - 4 WEEKS  
GROUP B - 4 WEEKS

ADD ONS  
EXCLUDES  
DELIVERY  
GROUP A - 1 WEEK  
GROUP B - 3 WEEKS

REMEDIALS  
EXCLUDES  
DELIVERY  
GROUP A - 1 WEEK  
GROUP B - 3 WEEKS

## DOOR SPECIFICATION

Description	5 piece solid frame with raised veneer centre panel	
Finish	Oak	Painted
Frame material	Oak	Ash
Centre panel material	Oak veneer	Ash veneer
Door thickness	20mm	20mm
Frame width	93mm	93mm
Edge colour	Oak	As face
Reverse colour	Oak	As face
Special Sizes	Yes	Yes

## STANDARD FRONTS



## MADE TO ORDER

Fronts & Features

LEAD TIME\*  
EXCLUDES  
DELIVERY  
7 WEEKS



MADE TO ORDER FRONTS & SOME ADDITIONAL MATCHING FEATURES ARE ALSO AVAILABLE. NOTE: THESE PRODUCTS ARE ONLY AVAILABLE ON EXTENDED LEAD TIMES. PLEASE REFER TO THE FRONT MATCHING FEATURES SECTION FOR FURTHER DETAILS.



Please note: Due to photographic & printing processes some colours may not be a true representation of the product. Please see sample for actual colour.

# JEVINGTON



## AVAILABLE FINISHES

LEAD TIME\*  
EXCLUDES  
DELIVERY  
5 WEEKS

ADD ONS  
EXCLUDES  
DELIVERY  
4 WEEKS

REMEDIALS  
EXCLUDES  
DELIVERY  
4 WEEKS

GROUP B			
Brilliant White	Shell	Pantry Blue	Marine
Porcelain	Taupe Grey	Airforce	Slate Blue
Ivory	Stone	Parisian Blue	Indigo
Mussel	Stone Grey		
	Lava		
Light Grey	Cashmere	Sage Green	Viridian
Dust Grey	Vintage Pink	Cardamom	Willow
Monument Grey	Antique Red	Light Teal	Heritage Green
Gun Metal Grey		Reed Green	Deep Forest
Graphite			
Cannon Black			

## DOOR SPECIFICATION

Description	Inframe effect shaker - 5 piece solid frame with internal bead
Finish	Ash painted any standard colour
Frame material	Ash
Centre panel material	Ash veneer
Door thickness	20mm
Frame width	62mm + 28mm routed frame
Edge colour	As face
Reverse colour	As face
Special Sizes	Yes

## STANDARD FRONTS



STANDARD DOOR



PLAIN FRAME  
includes clear glass



FEATURE GEORGIAN FRAME  
includes clear glass  
(number of panes  
depends on height)

## MADE TO ORDER

Fronts & Features

LEAD TIME\*  
EXCLUDES  
DELIVERY  
7 WEEKS



SINGLE GLAZED DOOR  
includes clear glass



SINGLE GEORGIAN  
GLAZED DOOR  
includes clear glass



EDWARDIAN  
CARVED FRAME  
includes clear glass



DOUBLE PANEL DOOR

MADE TO ORDER FRONTS  
MADE TO ORDER FRONTS & SOME ADDITIONAL MATCHING  
FEATURES ARE ALSO AVAILABLE.  
NOTE: THESE PRODUCTS ARE ONLY AVAILABLE ON  
EXTENDED LEAD TIMES.  
PLEASE REFER TO THE FRONT MATCHING FEATURES'  
SECTION FOR FURTHER DETAILS.






# KNOWLE

ALSO AVAILABLE IN TRUE HANDLELESS



## AVAILABLE FINISHES



LEAD TIME\*  
EXCLUDES  
DELIVERY  
5 WEEKS


ADD ONS  
EXCLUDES  
DELIVERY  
4 WEEKS

REMEDIALS  
EXCLUDES  
DELIVERY  
4 WEEKS

## DOOR SPECIFICATION

Description	Slab
Finish	Ash stained
Base material	Veneered MDF *
Door thickness	18mm
Edge colour	As face
Reverse colour	Different grain structure from face**
Special Sizes	Yes

## STANDARD FRONTS



STANDARD DOOR



\* Veneers are randomly selected and therefore, each door will be different in grain structure and can have variation in colour.

There will be a variation in grain structure from door to door, with light and dark areas merging to enhance its realistic appearance. The application of a stain will usually emphasise this variation.

\*\* The door has an A side and a B side, each side having a noticeable grain difference.

Please note: Due to photographic & printing processes some colours may not be a true representation of the product. Please see sample for actual colour.

# KINGSWOOD

LEAD TIME\*  
EXCLUDES  
DELIVERY  
4 WEEKS

ADD ONS  
EXCLUDES  
DELIVERY  
1 WEEK

REMEDIALS  
EXCLUDES  
DELIVERY  
1 WEEK



## AVAILABLE FINISHES



## DOOR SPECIFICATION

Description	Shaker - 5 piece frame with v-groove
Finish	Open grained planked Ash effect foil
Base material	MDF wrapped in Alkorcell
Door thickness	22mm
Frame width	93mm
Edge colour	As face
Reverse colour	As face
Special Sizes	Yes

## STANDARD FRONTS



STANDARD DOOR



PLAIN FRAME  
includes clear glass



Please note: Due to photographic & printing processes some colours may not be a true representation of the product. Please see sample for actual colour.



## AVAILABLE FINISHES

GROUP A		GROUP B							
	Light Oak		Brilliant White		Shell		Pantry Blue		Slate Blue
	Porcelain				Taupe Grey		Airforce		Indigo
	Ivory				Stone Grey		Parisian Blue		
	Mussel				Lava				
	Stone								
	Light Grey		Monument Grey		Cashmere		Cardamom		Viridian
	Dust Grey		Gun Metal Grey		Vintage Pink		Light Teal		Willow
	Sage Green		Graphite		Antique Red		Reed Green		Heritage Green
	Marine		Cannon Black						Deep Forest

LEAD TIME\*  
EXCLUDES  
DELIVERY  
GROUP A - 4 WEEKS  
GROUP B - 4 WEEKS

ADD ONS  
EXCLUDES  
DELIVERY  
GROUP A - 1 WEEK  
GROUP B - 3 WEEKS

REMEDIALS  
EXCLUDES  
DELIVERY  
GROUP A - 1 WEEK  
GROUP B - 3 WEEKS

## DOOR SPECIFICATION

Description	Shaker - 5 piece solid frame with v-groove	
	Oak	Painted
Finish	Oak	Ash Painted any standard colour
Frame material	Oak	Ash
Centre panel material	Oak veneer	Ash veneer
Door thickness	20mm	20mm
Frame width	93mm	93mm
Edge colour	Oak	As face
Reverse colour	Oak	As face
Special Sizes	Yes	Yes

## STANDARD FRONTS



## MADE TO ORDER



MADE TO ORDER FRONTS  
MADE TO ORDER FRONTS & SOME ADDITIONAL MATCHING  
FEATURES ARE ALSO AVAILABLE.  
NOTE: THESE PRODUCTS ARE ONLY AVAILABLE ON  
EXTENDED LEAD TIMES.  
PLEASE REFER TO THE FRONT MATCHING FEATURES'  
SECTION FOR FURTHER DETAILS.



Please note: Due to photographic & printing processes some colours may not be a true representation of the product. Please see sample for actual colour.

# MORETON

ALSO AVAILABLE IN TRUE HANDLELESS



## AVAILABLE FINISHES

LEAD TIME\*  
EXCLUDES  
DELIVERY  
4 WEEKS

ADD ONS  
EXCLUDES  
DELIVERY  
1 WEEK

REMEDIALS  
EXCLUDES  
DELIVERY  
1 WEEK

GROUP B - PLAIN			
Alpine White	Ivory	Cashmere	Light Grey
Dust Grey	Diamond Grey	Taupe Grey	Reed Green
Lava Grey	Ocean Blue	Indigo Blue	Rusty Red
GROUP B - WOODGRAIN			
Sevilla Ash	Kaiserberg Oak	Lancaster Oak	Grey Lorenzo Oak
Lincoln Walnut	Anthracite Finesline		

## DOOR SPECIFICATION

Description	Plain Slab or with Horizontal Grain
Finish	Plain & Woodgrain Effect
Base material	MFC
Door thickness	18mm
Edge colour	Matching ABS Edging
Reverse colour	As face
Special Sizes	Yes

## STANDARD FRONTS



STANDARD DOOR



Please note: Due to photographic & printing processes some colours may not be a true representation of the product. Please see sample for actual colour.




# ROWINGTON

ALSO AVAILABLE IN TRUE HANDLELESS



## AVAILABLE FINISHES



LEAD TIME\*  
EXCLUDES  
DELIVERY  
5 WEEKS

ADD ONS  
EXCLUDES  
DELIVERY  
4 WEEKS

REMEDIALS  
EXCLUDES  
DELIVERY  
4 WEEKS

## DOOR SPECIFICATION

Description	Slab
Finish	Cross Cut Oak veneer stained*
Frame material	MDF
Door thickness	18mm
Edge colour	As face
Reverse colour	Different grain structure from face**
Special Sizes	Yes

## STANDARD FRONTS



STANDARD DOOR




\*Veneers are randomly selected and therefore, each door will be different in grain structure and can have variation in colour.

There will be a variation in grain structure from door to door, with light and dark areas merging to enhance its realistic appearance. The application of a stain will usually emphasise this variation.

\*\* The door has an A side and a B side, each side having a noticeable grain difference.

Please note: Due to photographic & printing processes some colours may not be a true representation of the product. Please see sample for actual colour.

# STRETTON GLOSS



## AVAILABLE FINISHES

GROUP A	
	White
	Porcelain
	Light Grey
	Cashmere
	Dust Grey
	Graphite

LEAD TIME\*  
EXCLUDES  
DELIVERY  
4 WEEKS

ADD ONS  
EXCLUDES  
DELIVERY  
1 WEEK

REMEDIALS  
EXCLUDES  
DELIVERY  
1 WEEK

## DOOR SPECIFICATION

Description	Slab with J handle
Finish	High gloss polyurethane
Frame material	MDF
Door thickness	22mm
Edge colour	As face - gloss
Reverse colour	As face - melamine painted

## STANDARD FRONTS



STANDARD DOOR



QUADRANT DOOR  
Supplied on feature units



Please note: Due to photographic & printing processes some colours may not be a true representation of the product. Please see sample for actual colour.

# STRETTON MATTE



## AVAILABLE FINISHES

LEAD TIME\*  
EXCLUDES  
DELIVERY  
GROUP A - 4 WEEKS  
GROUP B - 4 WEEKS

ADD ONS  
EXCLUDES  
DELIVERY  
GROUP A - 1 WEEK  
GROUP B - 3 WEEKS

REMEDIALS  
EXCLUDES  
DELIVERY  
GROUP A - 1 WEEK  
GROUP B - 3 WEEKS

GROUP A		GROUP B		
White	Ivory	Shell	Pantry Blue	Slate Blue
Porcelain	Mussel	Taupe Grey	Airforce	Indigo
Light Grey		Stone	Parisian Blue	
Dust Grey		Stone Grey		
Cashmere	Monument Grey	Lava		
Marine	Gun Metal Grey	Vintage Pink	Sage Green	Viridian
Graphite	Cannon Black	Antique Red	Cardamom	Willow
			Light Teal	Heritage Green
			Reed Green	Deep Forest

## DOOR SPECIFICATION

Description	Slab with J handle
Finish	Matte finish
Frame material	MDF
Door thickness	22mm
Edge colour	As face - melamine matte
Reverse colour	As face - painted

## STANDARD FRONTS



STANDARD DOOR



QUADRANT DOOR  
Supplied on feature units



Please note: Due to photographic & printing processes some colours may not be a true representation of the product. Please see sample for actual colour.

# TIDBURY

ALSO AVAILABLE IN TRUE HANDLELESS



## AVAILABLE FINISHES

LEAD TIME\*  
EXCLUDES  
DELIVERY  
4 WEEKS

ADD ONS  
EXCLUDES  
DELIVERY  
3 WEEKS

REMEDIALS  
EXCLUDES  
DELIVERY  
3 WEEKS

### GROUP B (PTO)

Brilliant White	Shell	Pantry Blue	Marine
Porcelain	Taupe Grey	Airforce	Slate Blue
Ivory	Stone	Parisian Blue	Indigo
Mussel	Stone Grey		
	Lava		
Light Grey	Cashmere	Sage Green	Viridian
Dust Grey	Vintage Pink	Cardamom	Willow
Monument Grey	Antique Red	Light Teal	Heritage Green
Gun Metal Grey		Reed Green	Deep Forest
Graphite			
Cannon Black			

### GROUP B (STO)

Light Oak
Parched Oak
Espresso
Weathered Silver
Carbon
Hacienda Black

## DOOR SPECIFICATION

Description	Slab with horizontal grain
Finish	Oak veneer painted or stained*
Base material	PEFC chipboard
Door thickness	18mm
Edge colour	Any standard paint/stain colour (or sanded)
Reverse colour	Any standard paint/stain colour (or sanded)**

## STANDARD FRONTS



STANDARD DOOR



PLAIN FRAME  
includes frosted glass



QUADRANT DOOR  
Supplied on feature units



\*Veneers are randomly selected and therefore, each door will be different in grain structure and can have variation in colour.

There will be a variation in grain structure from door to door, with light and dark areas merging to enhance its realistic appearance. The application of a stain will usually emphasise this variation.

\*\* The door has an A side and a B side, each side having a noticeable grain difference.

Please note: Due to photographic & printing processes some colours may not be a true representation of the product. Please see sample for actual colour.





## AVAILABLE FINISHES

GROUP A		GROUP B							
	Light Oak		Brilliant White		Shell		Pantry Blue		Slate Blue
	Porcelain		Taupe Grey		Airforce		Indigo		
	Ivory		Stone Grey		Parisian Blue				
	Mussel		Lava						
	Stone								
	Light Grey		Monument Grey		Cashmere		Cardamom		Viridian
	Dust Grey		Gun Metal Grey		Vintage Pink		Light Teal		Willow
	Sage Green		Graphite		Antique Red		Reed Green		Heritage Green
	Marine		Cannon Black						Deep Forest

LEAD TIME\*  
EXCLUDES  
DELIVERY  
GROUP A - 4 WEEKS  
GROUP B - 4 WEEKS

ADD ONS  
EXCLUDES  
DELIVERY  
GROUP A - 1 WEEK  
GROUP B - 3 WEEKS

REMEDIALS  
EXCLUDES  
DELIVERY  
GROUP A - 1 WEEK  
GROUP B - 3 WEEKS

## DOOR SPECIFICATION

Description	Shaker - 5 piece solid frame with internal bead	
	Oak	Painted
Finish	Oak	Ash Painted any standard colour
Frame material	Oak	Ash
Centre panel material	Oak veneer	Ash veneer
Door thickness	20mm	20mm
Frame width	93mm	93mm
Edge colour	Oak	As face
Reverse colour	Oak	As face
Special Sizes	Yes	Yes

## STANDARD FRONTS



## MADE TO ORDER



LEAD TIME\*  
EXCLUDES  
DELIVERY  
7 WEEKS

FRONTS & FEATURES

MADE TO ORDER FRONTS & SOME ADDITIONAL MATCHING FEATURES ARE ALSO AVAILABLE. NOTE: THESE PRODUCTS ARE ONLY AVAILABLE ON EXTENDED LEAD TIMES. PLEASE REFER TO THE FRONT MATCHING FEATURES SECTION FOR FURTHER DETAILS.



Please note: Due to photographic & printing processes some colours may not be a true representation of the product. Please see sample for actual colour.



## AVAILABLE FINISHES

LEAD TIME\*  
EXCLUDES  
DELIVERY  
4 WEEKS

ADD ONS  
EXCLUDES  
DELIVERY  
3 WEEKS

REMEDIALS  
EXCLUDES  
DELIVERY  
3 WEEKS

GROUP B			
Brilliant White	Shell	Pantry Blue	Marine
Porcelain	Taupe Grey	Airforce	Slate Blue
Ivory	Stone	Parisian Blue	Indigo
Mussel	Stone Grey		
	Lava		
Light Grey	Cashmere	Sage Green	Viridian
Dust Grey	Vintage Pink	Cardamom	Willow
Monument Grey	Antique Red	Light Teal	Heritage Green
Gun Metal Grey		Reed Green	Deep Forest
Graphite			
Cannon Black			

## DOOR SPECIFICATION

Description	Inframe effect shaker - 5 piece solid frame with internal bead
Finish	Ash painted any standard colour
Frame material	Ash
Centre panel material	Ash veneer
Door thickness	20mm
Frame width	62mm + 28mm routed frame
Edge colour	As face
Reverse colour	As face
Special Sizes	Yes

## STANDARD FRONTS



STANDARD DOOR



PLAIN FRAME  
includes clear glass



FEATURE GEORGIAN FRAME  
includes clear glass  
(number of panes  
depends on height)

## MADE TO ORDER

Fronts & Features

LEAD TIME\*  
EXCLUDES  
DELIVERY  
7 WEEKS



SINGLE GLAZED DOOR  
includes clear glass



SINGLE GEORGIAN  
GLAZED DOOR  
includes clear glass



EDWARDIAN  
CARVED FRAME  
includes clear glass



DOUBLE PANEL DOOR

MADE TO ORDER FRONTS  
MADE TO ORDER FRONTS & SOME ADDITIONAL MATCHING  
FEATURES ARE ALSO AVAILABLE.  
NOTE: THESE PRODUCTS ARE ONLY AVAILABLE ON  
EXTENDED LEAD TIMES.  
PLEASE REFER TO THE FRONT MATCHING FEATURES  
SECTION FOR FURTHER DETAILS.





# ZENO GLOSS

ALSO AVAILABLE IN TRUE HANDLELESS



## AVAILABLE FINISHES

GROUP A	
	White
	Porcelain
	Light Grey
	Cashmere
	Dust Grey
	Graphite

LEAD TIME\*  
EXCLUDES  
DELIVERY  
4 WEEKS

ADD ONS  
EXCLUDES  
DELIVERY  
1 WEEK

REMEDIALS  
EXCLUDES  
DELIVERY  
1 WEEK

## DOOR SPECIFICATION

Description	Slab
Finish	High gloss polyurethane
Base material	MDF
Door thickness	18mm
Edge colour	As face - gloss
Reverse colour	As face - melamine matte

## STANDARD FRONTS



STANDARD DOOR



PLAIN FRAME  
includes clear glass




QUADRANT DOOR  
Supplied on feature units



Please note: Due to photographic & printing processes some colours may not be a true representation of the product. Please see sample for actual colour.

# ZENO MATTE

ALSO AVAILABLE IN TRUE HANDLELESS



## AVAILABLE FINISHES

LEAD TIME\*  
EXCLUDES  
DELIVERY  
4 WEEKS

ADD ONS  
EXCLUDES  
DELIVERY  
3 WEEKS

REMEDIALS  
EXCLUDES  
DELIVERY  
3 WEEKS

GROUP B			
Brilliant White	Shell	Pantry Blue	Marine
Porcelain	Taupe Grey	Airforce	Slate Blue
Ivory	Stone	Parisian Blue	Indigo
Mussel	Stone Grey		
	Lava		
Light Grey	Cashmere	Sage Green	Viridian
Dust Grey	Vintage Pink	Cardamom	Willow
Monument Grey	Antique Red	Light Teal	Heritage Green
Gun Metal Grey		Reed Green	Deep Forest
Graphite			
Cannon Black			

## DOOR SPECIFICATION

Description	Slab
Finish	Smooth matte painted
Base material	MDF
Door thickness	18mm
Edge colour	As face
Reverse colour	As face

## STANDARD FRONTS



STANDARD DOOR



PLAIN FRAME  
includes clear glass



QUADRANT DOOR  
Supplied on feature units



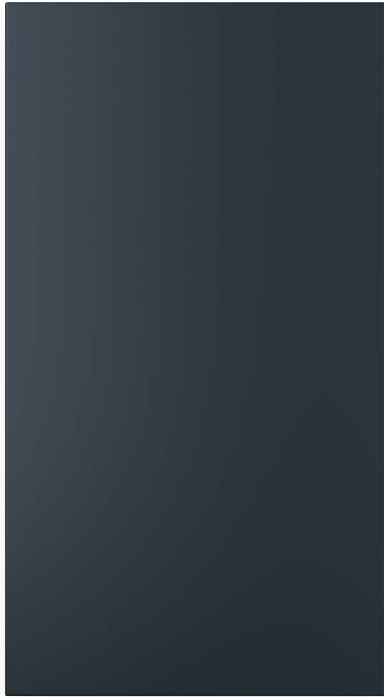
Please note: Due to photographic & printing processes some colours may not be a true representation of the product. Please see sample for actual colour.





# ZENO SOFT MATTE

ALSO AVAILABLE IN TRUE HANDLELESS



## AVAILABLE FINISHES



LEAD TIME\*  
EXCLUDES  
DELIVERY  
4 WEEKS

ADD ONS  
EXCLUDES  
DELIVERY  
1 WEEK

REMEDIALS  
EXCLUDES  
DELIVERY  
1 WEEK

## DOOR SPECIFICATION

Description	Slab
Finish	Soft touch matte PET foil and laquered
Base material	MDF
Door thickness	18mm
Edge colour	As face
Reverse colour	As face - melamine matte
Special Sizes	Yes

## STANDARD FRONTS



STANDARD DOOR



Please note: Due to photographic & printing processes some colours may not be a true representation of the product. Please see sample for actual colour.

# BUCKINGHAM (PRICE ON APPLICATION)



## AVAILABLE FINISHES

LEAD TIME\*  
EXCLUDES  
DELIVERY  
5 WEEKS

ADD ONS  
EXCLUDES  
DELIVERY  
4 WEEKS

REMEDIALS  
EXCLUDES  
DELIVERY  
4 WEEKS

GROUP B			
Brilliant White	Shell	Pantry Blue	Marine
Porcelain	Taupe Grey	Airforce	Slate Blue
Ivory	Stone	Parisian Blue	Indigo
Mussel	Stone Grey		
	Lava		
Light Grey	Cashmere	Sage Green	Viridian
Dust Grey	Vintage Pink	Cardamom	Willow
Monument Grey	Antique Red	Light Teal	Heritage Green
Gun Metal Grey		Reed Green	Deep Forest
Graphite			
Cannon Black			

## DOOR SPECIFICATION

Description	Inframe shaker - 5 piece solid frame with internal bead
Finish	Ash painted any standard colour
Frame material	Ash
Centre panel material	Ash veneer
Door thickness	20mm
Frame width	68mm + 37mm fixed frame
Edge colour	As face
Reverse colour	As face




## PRICE ON APPLICATION

Buckingham in-frame is meticulously crafted to exude elegance and sophistication in every detail. Due to the luxurious customization options available within the Buckingham range, pricing is provided on application. For a bespoke quote tailored to your unique specifications and design preferences, we invite you to connect with our dedicated customer service team. Contact us today for more information.


Please note: Due to photographic & printing processes some colours may not be a true representation of the product. Please see sample for actual colour.

# CABINET & PLINTH FINISHES

## PLAIN MATT MFC



Alpine White W1100 ST9    Ivory U104 ST9    Cashmere U702 ST9    Light Grey U708 ST9    Dust Grey U732 ST9    Diamond Grey U963 ST9



Taupe Grey U750 ST9    Reed Green U604 ST9    Lava Grey U741 ST9    Ocean Blue U565 ST9    Indigo Blue U599 ST9    Rusty Red U335 ST9

## WOODGRAIN MATT MFC




Sevilla Ash H1223 ST19    Kaiserberg Oak H3349 ST19    Lancaster Oak H3368 ST19    Grey Lorenzo Oak H3146 ST19    Lincoln Walnut H1714 ST19    Anthracite Fineline H3190 ST19

Cabinet grain always runs vertically. Plinth grain always runs horizontally.  
Additional cabinet finishes available on request - please contact office for more information

# TRUE HANDLELESS EXTRUSION FINISHES



The main feature of this style is its continuous recessed profile achieving a true handleless look. Profiles are supplied in loose lengths and are fitted on site to give a continuous horizontal line for base units and vertical line for tall units. Profile requirements must be calculated and specified at point of order and are not included in the unit price. Profile is priced in two groups see descriptions below for grouping.



White Matt Powder Coated (Group A)    Graphite Powder Coated (Group B)    Matt Black Powder Coated (Group A)    Silver Anodised (Group B)    Brass Brushed Anodised (Group B)    Copper Brushed Anodised (Group B)    Bronze Anodised (Group A)

Please note: Due to photographic & printing processes some colours may not be a true representation of the product. Please see sample for actual colour.

# WORKTOP SPECIFICATIONS

## 25MM SQUARE EDGE WORKTOP

- Marble, stone, slate and ceramic effect decors available in 12 finishes
- All worktops in a 25mm thickness
- High-value look and feel
- Matching splashbacks and upstands available

Product	Length	Width	Thickness
Worktop single side square edge	4100mm	650mm	25mm
Worktop two sided square edge	4100mm	920mm	25mm
Splashbacks	4100mm	640mm	8mm
Upstands (square edge)	4100mm	120mm	18mm

## 38MM SQUARE EDGE WORKTOP

- Wood reproductions available in 4 finishes
- All worktops in a 38mm thickness
- Cost-effective alternative to real wood
- The grain is perfectly aligned with the texture
- Create a high-value look and feel
- Matching splashbacks and upstands available

Product	Length	Width	Thickness
Worktop single side square edge	4100mm	650mm	38mm
Worktop two sided square edge	4100mm	920mm	38mm
Splashbacks	4100mm	640mm	10mm
Upstands (square edge)	4100mm	120mm	18mm


## 38MM POSTFORMED WORKTOP

- Wood reproductions, marble, stone & slate effect decors available in 23 finishes
- All worktops in a 38mm thickness
- Postformed to a 3mm radius for a sleek finish
- Matching splashbacks and upstands available

Product	Length	Width	Thickness
Worktop postformed on one long edge	3050mm	600mm	38mm
Worktop postformed on one long edge	4100mm	600mm	38mm
Worktop postformed on both long edges	4100mm	670mm	38mm
Worktop postformed on both long edges	4100mm	920mm	38mm
Splashbacks	4100mm	640mm	8mm
Upstands (square edge)	4100mm	120mm	18mm

## WORKTOP ACCESSORIES

In addition to the variety of worktops on offer, there are a selection of splashbacks and upstands available to match your chosen worktop. Also detailed in the worktop guide section are installation kits, sealant and matching edging to complete the installation.



Installation kits are available to suit 25-38mm worktop thicknesses as well as four suitable edging strips for cut edge finishing.




# WORKTOP FINISHES

## 25MM SQUARE EDGE

SQUARE  
EDGE



White Levanto Marble



Crystal Marble



Sand Grey Calvia Stone



Cremona Marble



White Chromix



Calais Travertine



Grey Breganza Granite



Light Grey Candela Marble



Grey Cascia Granite



Anthracite Grey Candela Marble



Anthracite Metal Rock



Cupria Slate

## 38MM SQUARE EDGE

SQUARE  
EDGE



Natural Halifax Oak



Pewter Halifax Oak



Cognac Brown Sherman Oak



Light Natural Davenport Oak

Please note: Due to photographic & printing processes some colours may not be a true representation of the product. Please see sample for actual colour.

# WORKTOP FINISHES

38MM POSTFORMED

RADIUS  
EDGE



Premium White



Oak Butcherblock



Walnut Butcherblock



Cascina Pine



Vicenza Oak



Grey Bardolino Oak




Natural Hamilton Oak



Dark Hunton Oak



Grey Brown Whiteriver Oak



White Levanto Marble



Cremona Marble



Sand Grey Calvia Stone




White Sparkle Grain



Sand Beige Titanite




Chromix Silver



Light Grey Valmasino Marble



Light Grey Chicago Concrete



Anthracite Steel Grey



Grey Sparkle Grain



Scivaro Slate



Black Pietra Grigia



Black Sparkle Grain



Anthracite Mountain Basalt

Please note: Due to photographic & printing processes some colours may not be a true representation of the product. Please see sample for actual colour.



# HANDLE SELECTION

## ASHFORD (HANDLE SET)



## HARLINGTON (HANDLE SET)




## BRENTWOOD (HANDLE SET)



## MARLOW (HANDLE SET)



## DUNSTON (HANDLE SET)



## HIGHBRIDGE (HANDLE SET)



## KENSLEY (HANDLE SET)



## HELSTON (HANDLE SET)




## HADLEY (HANDLE SET)



## ROTHBURY (HANDLE SET)



## YAXLEY (HANDLE SET)

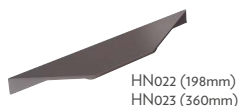


Please note: Due to photographic & printing processes some colours may not be a true representation of the product. Please see sample for actual colour.


# HANDLE SELECTION

## CHARLGOVE (TRIM HANDLE)

Brushed Nickel



Polished Stainless



## FERNLEIGH (TRIM HANDLE)

Oak




Walnut



## DENTON (TRIM HANDLE)


Matt Black




Satin Brass



Antique Bronze




Polished Stainless Steel




## HEATHFIELD ('D' HANDLE)


Matt Black



Brushed Brass



Bright Copper




Stainless Steel



## KENSWORTH (BOW HANDLES)


Chrome



Polished Stainless



Satin Black



Stainless Steel



## BRAMPTON ('D' HANDLE)

Bright Stainless Steel



## ELMDON ('D' HANDLE)

Bright Stainless Steel



## FULWOOD (CUP HANDLE)

Chrome



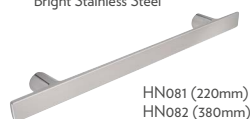
## GREENWICH (CUP HANDLE)

Polished Stainless Steel



## HARWELL ('D' HANDLES)

Bright Stainless Steel



## HAZEL (BAR HANDLE)

Brushed Stainless Steel



## HENLEY (TRIM HANDLE)

Polished Stainless Steel



## LINTON (KNOB)

Brushed Stainless




## TENBY (BOSS HANDLE)

Brushed Stainless Steel



## STRATFORD (BOW HANDLES)

Burnt Copper



Polished Stainless




## HELSEBY ('D' HANDLES)

Matt Black



Brushed Brass



Antique Bronze



Aged Copper



Stainless Steel



Chrome



Please note: Due to photographic & printing processes some colours may not be a true representation of the product. Please see sample for actual colour.



# DRAWER STYLES

## ANTARO DRAWERS

The Antaro drawer box offers a multitude of benefits when integrated into a kitchen design. Renowned for its durability and functionality, the Antaro system provides smooth and effortless opening and closing motions, enhancing the overall user experience. Its sleek and modern design not only complements various kitchen styles but also maximizes storage space efficiently, enabling homeowners to organize kitchen essentials with ease. With its high-quality materials and precision engineering, the Antaro drawer box ensures longevity, making it a worthwhile investment for any kitchen design.

Available at 450 & 500mm deep as standard,  
Please advise when placing your order.



## LEGRA DRAWERS

The Legra drawer box presents an array of advantages ideal for kitchen environments. Renowned for its impeccable craftsmanship and innovative design, the Legra system delivers exceptional functionality and durability. Its smooth and effortless operation, coupled with its renowned soft-close technology, ensures a seamless user experience, minimizing noise and wear over time. The Legra drawer box's sleek and minimalist aesthetic adds a touch of elegance to any kitchen space while maximizing storage capacity through its customizable configurations. Whether it's organizing pots, pans, or pantry items, the Legra system provides tailored solutions to meet diverse storage needs. Crafted from high-quality materials, the Blum Legra drawer box guarantees long-term reliability, making it an indispensable asset for modern kitchen designs seeking both style and practicality.

Available at 450 & 500mm deep as standard,  
Please advise when placing your order.



## OAK DOVETAIL DRAWERS

Combining the timeless elegance of oak dovetail drawer boxes with the advanced functionality of Blum Movento runners creates a kitchen storage solution that excels in both form and function. The oak dovetail construction offers unmatched durability and aesthetics, bringing a touch of natural beauty to the kitchen space. Its sturdy build ensures longevity, with dovetail joints providing robustness and resistance to wear over time. Paired with Blum Movento runners, renowned for their smooth and silent operation, this combination guarantees effortless access to kitchen essentials while maintaining a serene environment. The Movento's integrated soft-close technology adds an extra layer of convenience, gently closing drawers with a whisper-like touch. Together, these elements create a harmonious blend of traditional craftsmanship and modern engineering, making the oak dovetail drawer box an ideal choice for those seeking enduring quality and refined aesthetics in their kitchen design.

Available at 440mm deep as standard.



All drawer box options come with drawer management systems, which are found in the 'Accessories and Spares' section of the product guide.

# MECHANISMS & WIREWORK

## ANTARO DRAWER MECHANISM & WIREWORK FINISH

Antaro drawer boxes come with Chrome Flat Wirework mechanisms



## LEGRA DRAWER MECHANISM & WIREWORK FINISH

Legra anthracite drawer boxes come with Anthracite Flat Wirework mechanisms



## OAK DOVETAIL DRAWER MECHANISM & WIREWORK FINISH

Oak dovertail drawer boxes come with Chrome Flat Wirework mechanisms



# CABINET FEATURES

## STANDARD

- Made to order cabinets hand built in the UK.
- Fully assembled 18mm MFC cabinets with 18mm matching backs.
- Traditional glue and dowel construction method.
- Durable ABS edging on all exposed edges with a 2mm edge on all facing edges
- Legra drawer boxes with Blumotion soft close runners, 450mm deep
- Kessebohmer clever storage systems available in Matt Anthracite and Chrome finishes
- 3-way adjustable hinges with in-line hinge plates for easy installation
- Blum Aventos lift systems on all flap and horizontal bi-fold doors
- Soft close hinges with built in 3-way adjustment
- 150mm MFC top rail on all base cabinets
- Sink & Hob cabinets have an Aluminium top rail as standard
- 150mm robust fully adjustable cabinet legs
- Concealed wall hanging brackets provide a secure discreet fixing to the wall
- 50mm service void on base & tall cabinets
- Wall cabinets have a standard service void at 20mm
- A choice of over 120 handles in a variety of styles and finishes
- Egger worktops available in 36 different finishes with matching splashbacks & up stands

\* Some exclusions are listed on individual items

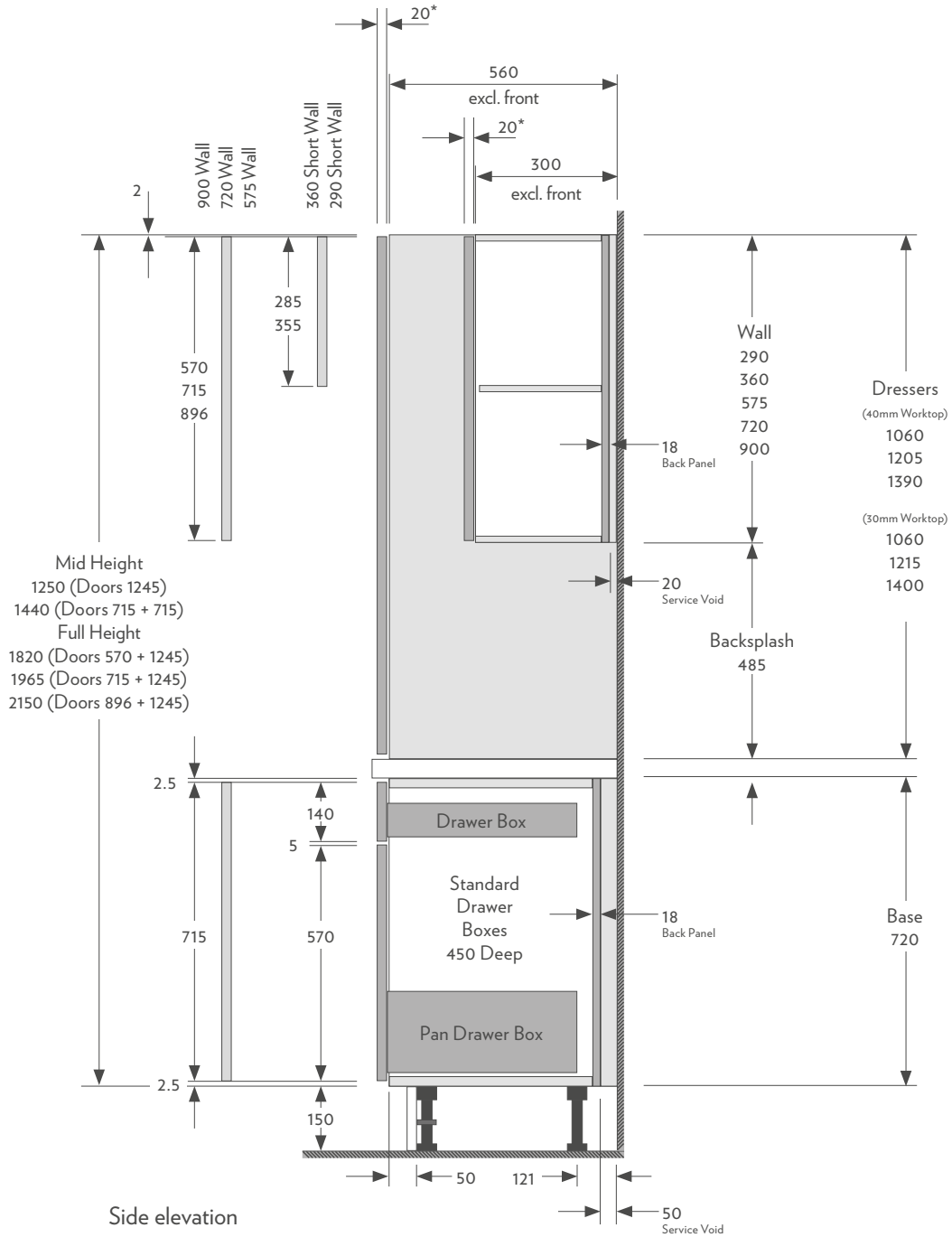
## OPTIONAL

- Antaro & Oak Dovetail drawer boxes
- 500mm deep drawers in Legra & Antaro
- Solid Tops shelves in place of the 150mm top rail
- Bespoke cabinets manufactured to specification
- Additional Egger cabinet decors available on request
- Special size doors available in a number of door ranges



# DIMENSIONS

## STANDARD CABINET DIMENSIONS GUIDE



Door & Drawer front dimensions displayed throughout this guide are intended as a guide only.  
Please note: Drawer design varies with drawer options chosen so please refer to drawer section for dimensional details.  
Product images shown throughout this guide are for guidance only and not intended as an exact reproduction of the actual product.  
\* Door thickness varies depending on style and material.

### Base Worktop Height

Worktop thickness	40
Cabinet Height	720
Plinth Height	150
Overall installed height	910

Varying worktop thicknesses will affect overall heights. All dimensions in mm.

The technical data provided on this page is intended as a general guide and not to scale.  
Accessory units and feature products all provide different product offerings and design features.  
Please refer to the product guide for specific details of an individual product for further details and specifications.



# CUSTOMER INFORMATION

## WARRANTY

At Hampton Kitchens, we prioritize the quality and longevity of our kitchen products. Our comprehensive warranty coverage ensures your peace of mind:

### **Lifetime Guarantee on Cabinets:**

Our cabinets are meticulously crafted using premium materials and construction techniques. We guarantee their structural integrity for a lifetime, safeguarding against defects in workmanship and materials. This warranty covers any issues arising from normal household use.

### **Lifetime Warranty on Blum Products:**

We trust in the excellence of Blum, a renowned brand in kitchen hardware. Our commitment to quality extends to every aspect of your kitchen, including hinges, drawer systems, and lift systems. Blum products are backed by a lifetime warranty, assuring you of their reliability and durability.

### **5-Year Warranty on Doors & Mechanisms:**

Our doors and mechanisms undergo rigorous testing to ensure smooth operation and resilience to daily wear and tear. We offer a 5-year warranty on these components, covering any manufacturing defects or malfunctions that may occur under normal usage conditions.

### **1-Year Warranty on Accessory Items:**

Enhance your kitchen with our range of accessory items, designed to optimize functionality and style. We stand behind the quality of these products with a 1-year warranty, providing protection against any issues encountered within the first year of use.

Our commitment to excellence extends beyond the purchase of your kitchen. If you have any questions regarding our warranty, please refer to our terms and conditions or reach out to our dedicated customer service team.

## DELIVERY

Our delivery service offers a versatile and tailored approach to meet your needs. With our standard one-person delivery, your kitchen receives dedicated attention from pickup to drop-off, ensuring efficient handling throughout the process.

For larger or heavier items, we provide the option for a two-person delivery team, guaranteeing safe handling and secure transportation.

Whenever possible, we assign one order per vehicle, minimizing delays and ensuring your order reaches its destination promptly. We understand the importance of timing, which is why you can choose to have your order delivered any working day during the week\*.

Trust us to deliver your kitchen with care, precision, and flexibility.

### Delivery Service Costs

#### **Standard One-Person Delivery:**

Free of charge for orders over £650\*

£125\* delivery charge for orders under £650\*

#### **Optional Two-Person Delivery\*:**

£225 additional charge\*

\*Please see our Terms & Conditions for more information on deliveries

## CONTACT US

Our opening hours are Monday to Friday from 8:00 AM to 4:00 PM, offering expert assistance with all your kitchen enquiries. Whether you're exploring our wide range of products or seeking guidance on your project, our team is ready to help.

Can't reach us during those hours?

No worries! You can always drop us an email at [trade.sales@hampton.co.uk](mailto:trade.sales@hampton.co.uk) and we'll get back to you promptly.

Prefer to chat?

Dial 01675 442022 and select option 3 for our dedicated trade kitchens support.


Your satisfaction is our priority, and we're committed to providing the best service possible whenever you need us.

**PLEASE NOTE**

We reserve the right to make changes to design and specification without prior notice.  
The images may show optional accessories which do not form part of the standard specification.  
We take great care in the photography of products, however, due to variables in the  
photographic and printing process, colours may vary from actual product.

**ALL COPYRIGHT IS RESERVED**

Any person or company reproducing the same in part or whole,  
without permission, will be liable to prosecution.



---

HAMPTON  
KITCHENS